

# Iraq Stock Exchange

Bulletin No (43)



سوق العراق للاوراق المالية  
IRAQ STOCK EXCHANGE

## ISX Trading Indices of Thursday 5/3/2026

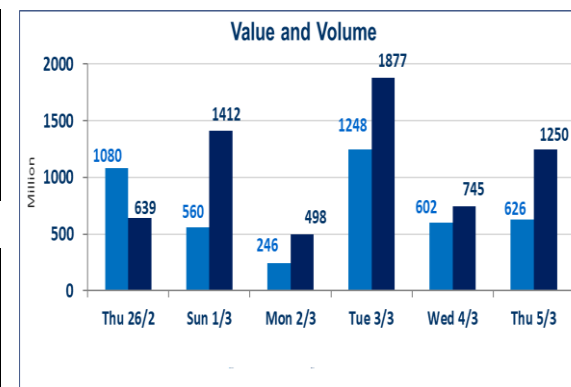
Traded Volume and OTC	626,304,285
-----------------------	-------------

Traded Value and OTC	1,250,060,404
----------------------	---------------

Traders	938
---------	-----

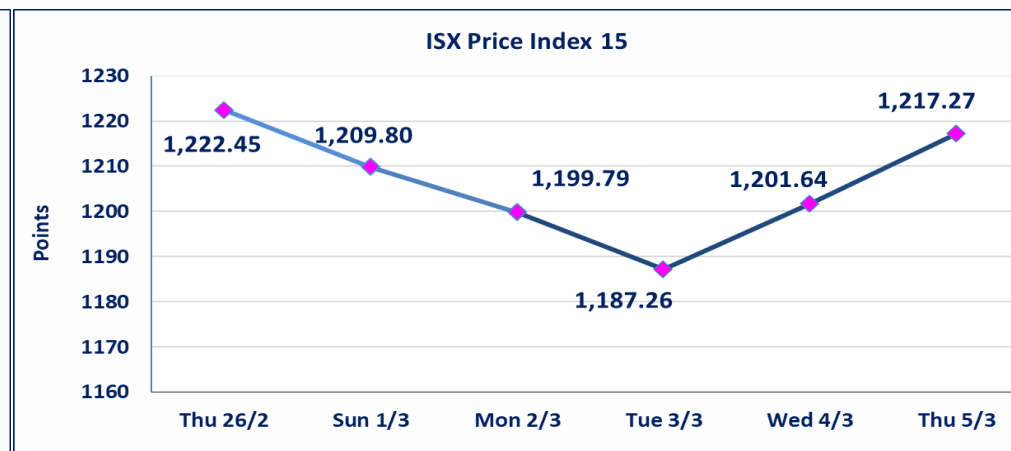
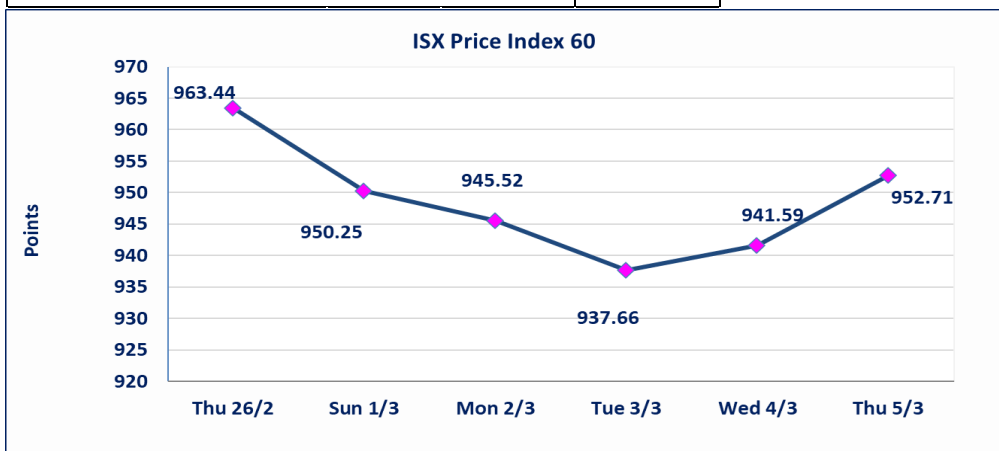
ISX Index 60	952.71
Previous ISX Index60	941.59
Change %	1.18
Change	11.12

ISX Index 15	1217.27
Previous ISX Index15	1201.64
Change %	1.30
Change	15.63



Listed Companies	104	OTC	14
Traded Listed Companies	45	OTC	1
GAM Companies	0		
Suspended Companies	10		

Non Traded listed	49	OTC	13
Higher Companies	26		
Lower Companies	8		



## ISX top gaining and losing companies

Thursday 5/3/2026

### Gainers

Company Name	Closing Price	Change (%)	Traded Volume
Mosul Bank For Investment	0.130	8.33	108,065
Ishtar Hotels	8.920	4.94	260,474
Modern Sewing	5.350	4.90	598,666
Iraqi Carton Manufactories	2.590	4.86	4,297,692
Al-Hamraa for Insurance	3.460	4.85	64,904

### Losers

Company Name	Closing Price	Change (%)	Traded Volume
Middle East Bank	0.060	-14.29	102,602
Al-Ahlyia agricultural production	2.770	-4.81	20,000
Mansour Hotel	45.500	-4.21	785
Al-Taif Islamic Bank	0.670	-2.90	646,759
Commercial Islamic Bank of Iraq	0.650	-1.52	1,912,098

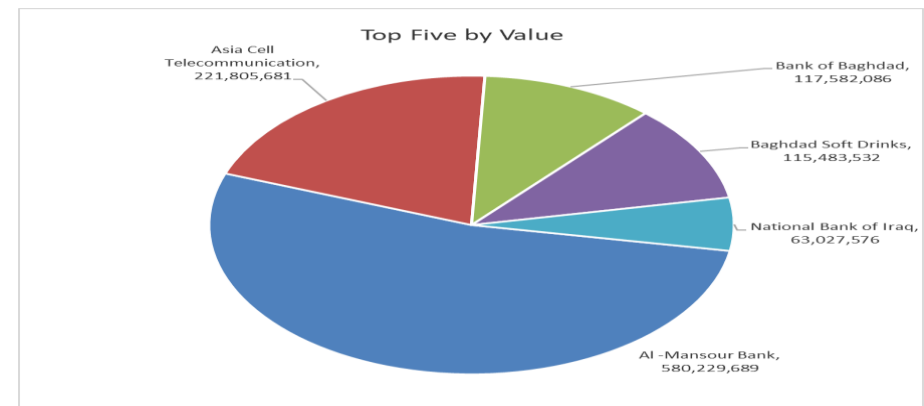
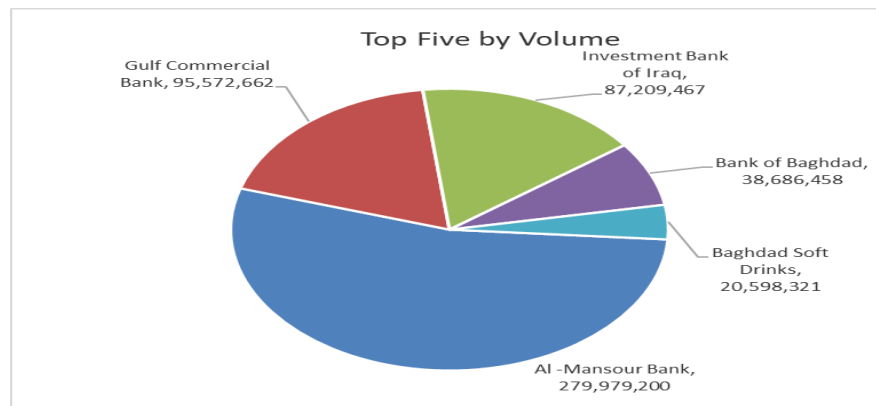
## The most active companies in term of traded volume and value

### Traded Volume

Company Name	Closing Price	Change (%)	Traded Volume
Al -Mansour Bank	2.100	3.45	279,979,200
Gulf Commercial Bank	0.320	0.00	95,572,662
Investment Bank of Iraq	0.220	4.76	87,209,467
Bank of Baghdad	3.060	2.00	38,686,458
Baghdad Soft Drinks	5.670	0.89	20,598,321

### Traded Value

Company Name	Closing Price	Change (%)	Traded Value
Al -Mansour Bank	2.100	3.45	580,229,689
Asia Cell Telecommunication	14.680	1.59	221,805,681
Bank of Baghdad	3.060	2.00	117,582,086
Baghdad Soft Drinks	5.670	0.89	115,483,532
National Bank of Iraq	4.800	2.13	63,027,576



## Regular Market Bulletin No (43)



Company Name	Code	opening Price	highest price	lowest price	Average price	Prev Average price	Closing Price	prev closing price	change (%)	No.of Trades	Traded Volume	Traded Value
<b>Banks Sector</b>												
Ashur International Bank	BASH	0.230	0.230	0.230	0.230	0.220	0.230	0.220	4.55	6	10,778,790	2,479,122
Bank of Baghdad	BBOB	3.000	3.060	3.000	3.040	3.000	3.060	3.000	2.00	69	38,686,458	117,582,086
Commercial Islamic Bank of Iraq	BCOI	0.650	0.660	0.650	0.650	0.640	0.650	0.660	-1.52	11	1,912,098	1,247,864
Economy Bank	BEFI	0.220	0.220	0.220	0.220	0.210	0.220	0.210	4.76	2	2,000	440
Gulf Commercial Bank	BGUC	0.330	0.330	0.320	0.330	0.320	0.320	0.320	0.00	19	95,572,662	31,066,370
Investment Bank of Iraq	BIBI	0.210	0.220	0.210	0.220	0.210	0.220	0.210	4.76	34	87,209,467	18,783,926
Iraqi Islamic Bank	BIIB	0.980	0.990	0.970	0.980	0.970	0.990	0.980	1.02	10	4,527,465	4,436,037
Middle East Bank	BIME	0.060	0.060	0.060	0.060	0.070	0.060	0.070	-14.29	6	102,602	6,156
Mosul Bank For Investment	BMFI	0.120	0.130	0.120	0.130	0.120	0.130	0.120	8.33	5	108,065	13,946
Al -Mansour Bank	BMNS	2.030	2.100	2.030	2.070	2.010	2.100	2.030	3.45	174	279,979,200	580,229,689
National Bank of Iraq	BNOI	4.700	4.800	4.700	4.770	4.710	4.800	4.700	2.13	32	13,219,141	63,027,576
Al-Taif Islamic Bank	BTIB	0.680	0.690	0.670	0.690	0.690	0.670	0.690	-2.90	6	646,759	445,623
United Bank	BUND	0.050	0.050	0.050	0.050	0.050	0.050	0.050	0.00	14	449,486	22,474
<b>Total of Banks Sector</b>										388	533,194,193	819,341,310
<b>Telecommunication Sector</b>												
Asia Cell Telecommunication	TASC	14.450	14.700	14.450	14.570	14.240	14.680	14.450	1.59	162	15,219,842	221,805,681
Al-Khatam Telecom	TZNI	3.430	3.500	3.430	3.470	3.410	3.500	3.430	2.04	11	218,557	758,030
<b>Total of Telecommunication Sector</b>										173	15,438,399	222,563,711
<b>Insurance Sector</b>												
Al-Ameen for Insurance	NAME	0.910	0.910	0.900	0.900	0.910	0.900	0.910	-1.10	20	6,502,105	5,855,405
Gulf Insurance	NGIR	0.430	0.430	0.430	0.430	0.430	0.430	0.430	0.00	1	397	171
<b>Total of Insurance Sector</b>										21	6,502,502	5,855,576
<b>Service Sector</b>												
Baghdad -Iraq Transportation	SBPT	21.000	21.000	20.560	20.710	21.230	20.900	21.000	-0.48	35	969,888	20,086,152
Mamoura Realestate	SMRI	3.130	3.200	3.130	3.180	3.090	3.180	3.090	2.91	12	139,600	443,806
<b>Total of Service Sector</b>										47	1,109,488	20,529,958
<b>Industrial Sector</b>												
Baghdad Soft Drinks	IBSD	5.620	5.670	5.600	5.610	5.610	5.670	5.620	0.89	95	20,598,321	115,483,532
Al -Khazer Construction Material	IKHC	1.200	1.200	1.200	1.200	1.150	1.200	1.150	4.35	1	9,000	10,800
Al-Kindi of Veterinary Vaccines	IKLV	2.500	2.500	2.500	2.500	2.500	2.500	2.500	0.00	14	3,760,556	9,401,390
Al-Mansour Pharmaceuticals Inc	IMAP	2.090	2.090	2.010	2.030	1.980	2.070	2.000	3.50	6	118,785	241,007
Modern Sewing	IMOS	5.120	5.350	5.120	5.330	5.120	5.350	5.100	4.90	13	598,666	3,191,937
<b>Total of Industrial Sector</b>										129	25,085,328	128,328,666
<b>Hotels Sector</b>												
Ishtar Hotels	HISH	8.900	8.920	8.900	8.910	8.500	8.920	8.500	4.94	4	260,474	2,320,428
Mansour Hotel	HMAN	45.500	45.500	45.500	45.500	47.450	45.500	47.500	-4.21	1	785	35,718
Tourist Village of Mosul dam	HTVM	13.000	13.000	13.000	13.000	13.000	13.000	13.000	0.00	3	7,646	99,398
<b>Total of Hotels Sector</b>										8	268,905	2,455,544
<b>Agricultural Sector</b>												
Al-Ahlyia agricultural production	AAHP	2.770	2.770	2.770	2.770	2.920	2.770	2.910	-4.81	1	20,000	55,400
Babil Animal & Vegetable Production	ABAP	6.890	6.950	6.700	6.780	6.900	6.950	6.900	0.72	11	128,334	870,163
<b>Total of Agricultural Sector</b>										12	148,334	925,563
<b>Total Of Regular</b>										778	581,747,149	1,200,000,327

**Second Platform Market Bulletin No (43)**



Company Name	Code	opening Price	highest price	lowest price	Average price	Prev Average price	Closing Price	prev closing price	change (%)	No.of Trades	Traded Volume	Traded Value
<b>Banks Sector</b>												
Iraq Noor Islamic Bank for Inves	BINI	0.250	0.250	0.250	0.250	0.250	0.250	0.250	0.00	1	5,964	1,491
Al-Ataa Islamic Bank	BLAD	0.100	0.100	0.100	0.100	0.100	0.100	0.100	0.00	2	200,000	20,000
Credit Bank Of Iraq	BROI	0.590	0.610	0.590	0.600	0.590	0.600	0.590	1.69	13	3,208,441	1,925,180
<b>Total of Banks Sector</b>										<b>16</b>	<b>3,414,405</b>	<b>1,946,671</b>
<b>Insurance Sector</b>												
Al-Hamraa for Insurance	NHAM	3.460	3.460	3.460	3.460	3.300	3.460	3.300	4.85	4	64,904	224,568
<b>Total of Insurance Sector</b>										<b>4</b>	<b>64,904</b>	<b>224,568</b>
<b>Industrial Sector</b>												
Al-Ameen Estate Investment	SAEI	1.590	1.730	1.590	1.650	1.650	1.730	1.650	4.85	22	387,000	639,212
<b>Total of Industrial Sector</b>										<b>22</b>	<b>387,000</b>	<b>639,212</b>
<b>Industrial Sector</b>												
Fallujah for construction Materi	IFCM	2.760	2.760	2.750	2.760	2.700	2.750	2.700	1.85	4	201,042	553,872
<b>Total of Industrial Sector</b>										<b>4</b>	<b>201,042</b>	<b>553,872</b>
<b>Total of Non Regular</b>										<b>46</b>	<b>4,067,351</b>	<b>3,364,324</b>

**Undisclosed Platform Companies Bulletin No (43)**



Company Name	Code	opening Price	highest price	lowest price	Average price	Prev Average price	Closing Price	prev closing price	change (%)	No.of Trades	Traded Volume	Traded Value
<b>Banks Sector</b>												
Sumer Commercial Bank	BSUC	0.130	0.140	0.130	0.130	0.130	0.140	0.140	0.00	2	10,000,000	1,320,000
<b>Total of Banks Sector</b>										<b>2</b>	<b>10,000,000</b>	<b>1,320,000</b>
<b>Industrial Sector</b>												
AL-Badia for General Trans	SBAG	0.880	0.880	0.880	0.880	0.840	0.880	0.880	0.00	2	1,063,219	935,633
<b>Total of Industrial Sector</b>										<b>2</b>	<b>1,063,219</b>	<b>935,633</b>
<b>Industrial Sector</b>												
Electronic Industry	IELI	1.790	1.870	1.790	1.800	1.770	1.790	1.790	0.00	6	437,135	787,532
Al-Hilal Industries	IHLI	1.500	1.500	1.500	1.500	1.520	1.500	1.520	-1.32	3	150,000	225,000
Iraqi Carton Manufactories	IICM	2.470	2.590	2.470	2.580	2.470	2.590	2.470	4.86	21	4,297,692	11,097,505
Modern Construction Materials	IMCM	0.990	1.040	0.990	0.990	1.040	1.040	1.040	0.00	11	1,415,963	1,403,978
National Chemical &Plastic	INCP	1.820	1.850	1.820	1.840	1.800	1.850	1.800	2.78	4	86,503	159,087
The Light Industries	ITLI	1.150	1.210	1.150	1.190	1.170	1.190	1.170	1.71	23	4,661,720	5,551,067
<b>Total of Industrial Sector</b>										<b>68</b>	<b>11,049,013</b>	<b>19,224,168</b>
<b>Hotels Sector</b>												
Palestine Hotel	HPAL	18.500	19.000	18.500	18.780	18.500	19.000	18.500	2.70	25	867,762	16,298,623
<b>Total of Hotels Sector</b>										<b>25</b>	<b>867,762</b>	<b>16,298,623</b>
<b>Agricultural Sector</b>												
Iraqi for Seed Production	AISP	4.880	4.910	4.880	4.900	4.880	4.910	4.900	0.20	12	1,357,643	6,657,551
<b>Total of Agricultural Sector</b>										<b>12</b>	<b>1,357,643</b>	<b>6,657,551</b>
<b>Total of Undisclosed</b>										<b>109</b>	<b>24,337,637</b>	<b>44,435,975</b>
<b>Grand Total</b>										<b>933</b>	<b>610,152,137</b>	<b>1,247,800,625</b>

## Iraq Stock Exchange not trading companies of Thursday 5/3/2026

Company Names	Code	Previous Average Price	Closing Price
<b>Banks Sector</b>			
Elaf Islamic Bank	BELF	0.260	0.260
Kurdistan International Bank	BKUI	1.100	1.100
National Islamic Bank	BNAI	0.750	0.750
Union Bank of Iraq	BUOI	0.170	0.170
Asia Al Iraq Islamic Bank	BAIB	0.780	0.780
Cihan Bank for Islamic Investment&Finan	BCIH	2.200	2.200
<b>Insurance Sector</b>			
Dar Al-Salam for Insurance	NDSA	0.700	0.700
<b>Service Sector</b>			
Kharkh Tour Amuzement City	SKTA	4.000	4.190
Al-Mosul for funfairs	SMOF	6.690	6.690
AL-Nukhba for Construction	SNUC	0.770	0.770
Rehab Karbalaa	HKAR	0.680	0.680
<b>Industrial Sector</b>			
Iraqi Date Processing and Marketing	IIDP	2.600	2.600
Metallic Industries and Bicycles	IMIB	1.850	2.600
Ready Made Clothes	IRMC	2.100	2.100
Iraqi For Tufted Carpets	IITC	17.000	17.000
Iraqi Engineering Works	IIEW	5.500	5.500
<b>Hotels Sector</b>			
Babylon Hotel	HBAY	102.000	102.000
National for Tourist Investment	HNTI	9.200	9.200
Baghdad Hotel	HBAG	11.510	11.510
Al-Sadeer Hotel	HSAD	23.020	23.000
<b>Agricultural Sector</b>			
Agricultural Products Meat	AIPM	4.600	4.600
Modern for Animal Production	AMAP	0.360	0.360
Middle East for Production- Fish	AMEF	6.000	6.000
Iraqi Agricultural Products	AIRP	10.000	10.000
Company Names	Code	Previous Average Price	Closing Price
<b>Banks Sector</b>			
International Development Bank	BIDB	1.050	1.050
International Islamic Bank	BINT	0.200	0.200
Arab Islamic Bank	BAAI	1.000	1.000
Al-Rajih Islamic Bank	BRAJ	1.000	1.000
Erbil Investment & FinanceBank	BERI	0.110	0.110
AL-Anssari Islamic Bank	BANS	0.050	0.050
Trans Iraq Bank Investment	BTRI	0.310	0.310
Al-Mashreq Al-Arabi Islamic Bank	BAMS	0.850	0.850
Al-Mustashar Islamic Bank for Investmen	BMUI	1.000	1.000
Al-Qabidh Islamic Bank	BQAB	0.090	0.090
Trust International Islamic Bank	BTRU	0.750	0.750
Region Trade Bank	BRTB	1.000	1.000
World Islamic Bank for Investment	BWOR	1.000	1.000
Al janoob Islamic Bank	BJAB	0.940	0.940
Ameen Al-Iraq Islamic Bank	BAME	1.000	1.000
<b>Investment Sector</b>			
Al-Ameen for Financial Investment	VAMF	1.200	1.200
<b>Insurance Sector</b>			
Alahliya For Insurance	NAHF	0.850	0.850
<b>Industrial Sector</b>			
Baghdad for Packing Materials	IBPM	2.850	
National Furniture Industries	IHFI	1.000	1.000
Modern chemical industries	IMCI	100.000	100.000
<b>Service Sector</b>			
Ibdaa Al-sharq Alwast General Contractir	SIBD	1.000	1.000
<b>Hotels Sector</b>			
Ashour Hotel	HASH	27.000	27.000
<b>Agricultural Sector</b>			
AL-Rebass for Poultry&feed	AREB	-	-
Company Names	Code	Previous Average Price	Closing Price
<b>Banks Sector</b>			
Al-Qurtas Islamic Bank	BQUR	1.000	1.000
<b>Service Sector</b>			
General Transportation	SIGT	1.740	1.750

Iraq Stock Exchange  
 Non Iraqis' Bulletin Thursday March 5 2026  
 Regular Market



Non Iraqi Trading of Regular Market (Sell)

Company Names	Code	No.of trades	Traded Shares	Trading Volume
<b>Industry Sector</b>				
Baghdad Soft Drinks	IBSD	42	14,693,555	82,283,908
<b>Total Industry sector</b>		42	14,693,555	82,283,908
<b>Telecommunication Sector</b>				
Asia cell	TASC	7	1,523,858	22,340,235
<b>Total Telecommunication sector</b>		7	1,523,858	22,340,235
<b>Grand Total</b>		49	16217413	104624143

Non Iraqi Trading of Second Market (BUY)

Company Names	Code	No. of trades	Traded Volume	Traded Value
<b>Banks Sector</b>				
Credit Bank Of Iraq	BROI	1	17	10
<b>Total Bank sector</b>		1	17	10
<b>Grand Total</b>		1	17	10

Non Iraqi Trading of Second Market (Sell)

Company Names	Code	No.of trades	Traded Shares	Trading Volume
<b>Insurance Sector</b>				
Al-Hamraa for Insurance	NHAM	3	14,904	51,568
<b>Total Insurance sector</b>		3	14,904	51,568
<b>Grand Total</b>		3	14,904	51,568

## OTC Platform Trading Bulletin No (43)

Company Name	Code	highest price	lowest price	Average price	No.of Trades	Traded Volume	Traded Value
<b>Banks Sector</b>							
Al-Warka Bank	BWAI	0.140	0.130	0.140	5	16,152,148	2,259,779
Total Of Money Service Sector					5	16,152,148	2,259,779
<b>Total</b>					<b>5</b>	<b>16,152,148</b>	<b>2,259,779</b>

## Not Trading OTC Companies

Company Name	Code	Previous Average price
<b>Banks Sector</b>		
Hammurabi Commercial Bank	BHAM	—
Al-Sanam Islamic Bank	BSAN	3.000
<b>Industrial Sector</b>		
Kirkuk producing constructional materials	IKFP	2.380
<b>Money Service Sector</b>		
Iraqi Deposit Insurance Corporation	FIDI	1.000
Karmal Brokerage	FKSX	10.000
Rabee Securities	FRSE	9.500
Ishtar Gate for e-Paymant	FISH	1.000
Sama Baghdad Exchange	FSBE	—
<b>Insurance Sector</b>		
Al Badia Insurance	NBAD	—
Kurdistan Insurance	NKUI	0.500
Shatt Al Arab Insurance	NSHA	1.000
Elaf Insurance	NELF	—
Dilina Insurance Company	NDIL	—

Iraq Stock Exchange

Thursday 5/3/2026



سوق العراق للاوراق المالية  
IRAQ STOCK EXCHANGE

## Not Trading Bonds Bulletin

Bond type	Publish type	Code	last trading price	immortilize date
Banaa Bonds /Million ID	Second	CB20	964,981	19/12/2025
Eamar Bonds /Million ID	First	CB30	1,001,095	—
Eamar Bonds /Million ID	Second	CB40	—	—
Eamar Bonds /500 Thousand ID	Third	CB45	—	—
Eamar Bonds /Million ID	Third	CB50	—	—
Injaz Bonds /500 Thousand ID	First	CB55	—	—
Injaz Bonds /Million ID	First	CB60	—	—
Injaz Bonds /500 Thousand ID	Second	CB65	503,793	—
Injaz Bonds /Million ID	Second	CB70	1,026,082	—
Injaz Bonds /500 Thousand ID	Third	CB75	—	—
Injaz Bonds /Million ID	Third	CB80	978,182	—
National Bonds/Million ID	First	CB90	—	—
National Bonds/500 Thousand ID	Second	CB95	—	—
National Bonds/Million ID	Second	CB100	—	—